



### District Report Card: 2017


<b>State:</b> Punjab	<b>District:</b> Ludhiana
<b>Class:</b> 8	<b>Subject:</b> Language
<b>Schools:</b> 51	<b>Students:</b> 1389


### Participation/Coverage


#### Students

<div>GENDER</div> <div></div>	Boys		Girls	
	Number	%	Number	%
	721	51.91	668	48.09

<div>AREA</div> <div></div>	Rural		Urban	
	Number	%	Number	%
	905	65.15	484	34.85

<div>CATEGORY</div> <div></div>	SC		ST		OBC		GEN	
	Number	%	Number	%	Number	%	Number	%
	787	56.66	1	0.07	226	16.27	375	27.00

<div>CWSN</div> <div></div>	LD	VI	HI	S&LD	ID	Oth
	4	15	1	6	1	60

<div>Management</div> <div></div>	Government		Government-aided	
	Number	%	Number	%
	1151	82.87	238	17.13

### Average Performance of Students in Language (%)

Overall	Gender		Area		Management		Social Group			
	Male	Female	Rural	Urban	Govt.	Aided	SC	ST	OBC	GEN
49.17	47.96	50.48	49.03	49.44	49.14	49.33	48.23	80.00	51.62	49.58

### Performance on Learning Outcomes (LOs)

Learning Outcomes	Description	Average Performance(%)
L813	Read textual/non-textual materials with comprehension and identifies the details, characters, main idea and sequence of ideas and events while reading	49.17

Range of Performance of Students who Answered Correctly							
Below 30%		30% - 50%		50% - 75%		Above 75%	
Number	%	Number	%	Number	%	Number	%
318	22.89	311	22.39	549	39.52	211	15.19

### Lowest Performing Learning Outcomes (LOs)

1 - Read textual/non-textual materials with comprehension and identifies the details, characters, main idea and sequence of ideas and events while reading (49.17)